



# GHSC-PSM presentation eLMIS Current status

Max Kabalisa

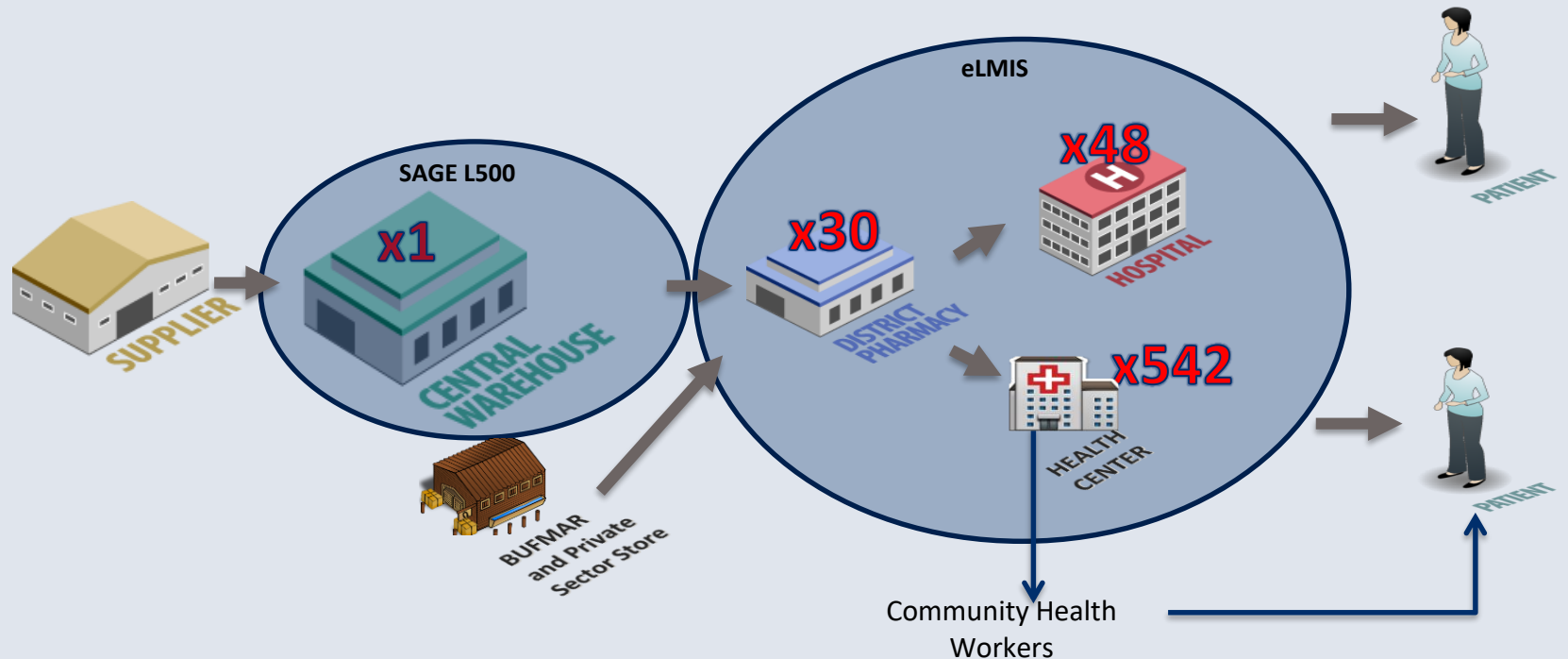
July 10, 2018

# PRESENTATION OUTLINE

1. Rwanda Value Chain
2. e-LMIS Background and Benefits
3. e-LMIS Implementation timelines
4. e-LMIS Process and Operations
5. e-LMIS Expected outcomes
6. Current e-LMIS Utilization status
7. Current System integration status
8. Next Step

# Rwanda Value Chain

Ministry of Health – Logistics Management Office



- Rwanda Ministry of Health supply chain covers 1 Public Central Warehouse, 1 Faith Based Warehouse, 30 District Pharmacies, 43 District Hospitals, 4 Referral Hospitals, 539 Health Centres, NRL, NBTC and LMO.

# e-LMIS Background

- The Government of Rwanda Ministry of Health (MoH) through the Logistics Management Office (LMO) embarked on a comprehensive vision of improving the supply chain process through strengthening of supply chain forecasting, planning and logistics management.
- This was partly done by acquisition and implementation of the Electronic Logistics Management Information System (e-LMIS)
- It is anticipated that the implementation of the e-LMIS will facilitate the:
  - Integration of the supply chain processes with other business functions
  - Align logistics business-process other to information systems; resulting into delivery of the highest quality products and services at reduced cost, with increased responsiveness to customer needs.
- The e-LMIS will additionally provide quick data access, optimize business process, increase cycle time and improve service delivery, ensuring that patients get their medication on time.

# e-LMIS objectives

## Key Benefits

- Strengthening Supply Chain Processes
- Real Time Data Accessibility and Visibility
  - Data Quality Improvement

Strategic Impacts	Operational Impacts	Tactical Impacts
<ul style="list-style-type: none"> <li>• Availability of national and geographical supply chain and logistics data for measuring SC Performance.</li> <li>• Capabilities to manage supply chain risks, and improving IT system performance</li> <li>• Provided capabilities for MoH to standardize SC processes and manage them centrally from a single shared-service location</li> <li>• Provided sources to capture and analyze logistics data for improved decision making</li> <li>• Full visibility of SC across facilities and make informed decisions.</li> </ul>	<ul style="list-style-type: none"> <li>• Reduced Cycle Time for doing some SC activities (e.g. Order processing from 5 days to 1 hour)</li> <li>• Improved efficiencies in capturing consumption and other critical SC data</li> <li>• Reduced Level of Effort required to prepare and process orders (Resources reduced from 3 people to 1 person)</li> <li>• Provided capabilities to SC performance enabling MoH make accurate decisions within appropriate timelines</li> <li>• Provided end - to -end visibility into operational data on a real time basis</li> <li>• Addressed challenges in recalling and quarantine items</li> </ul>	<ul style="list-style-type: none"> <li>• Availability of SC data, MoH will be able to strengthen supply and demand planning, optimize transportation processes, control inventory costs and minimize risks that lead to Stockouts, expiries and wastage.</li> <li>• Master Data will be validated for uniqueness and consistency across all the data elements from a single instance.</li> <li>• Capability to set up and report on KPIs for FP, Malaria, PEPFAR, HIV Programs and Essential Medicine.</li> <li>• Integration with Health information system for visibility and analytics.</li> </ul>

# Rwanda e-LMIS implementation timelines and support

System implementation initiated: contract negotiation and signing.

2 0 1 2

2 0 1 0

Business case developed: Functional and system requirements and specification.

Initial operating capability milestone achieved:

- Implemented eLMIS in MoH, 30 District Pharmacies, 44 District Hospitals, 4 Referral Hospitals, 542 Health Centers managing 6000 SKU and over 1600 users
- Set up and manage help desk services
- Integrated eLMIS to MPPD WMS

2 0 1 4

Implementation of e-LMIS V.14, with key updates on inventory Management and reporting.

2 0 1 5

2 0 1 6

- Implementation of e-LMIS V.16
- Data cleaning for 10 DPs and ~200 SDPs
- ROI evaluation (not completed)

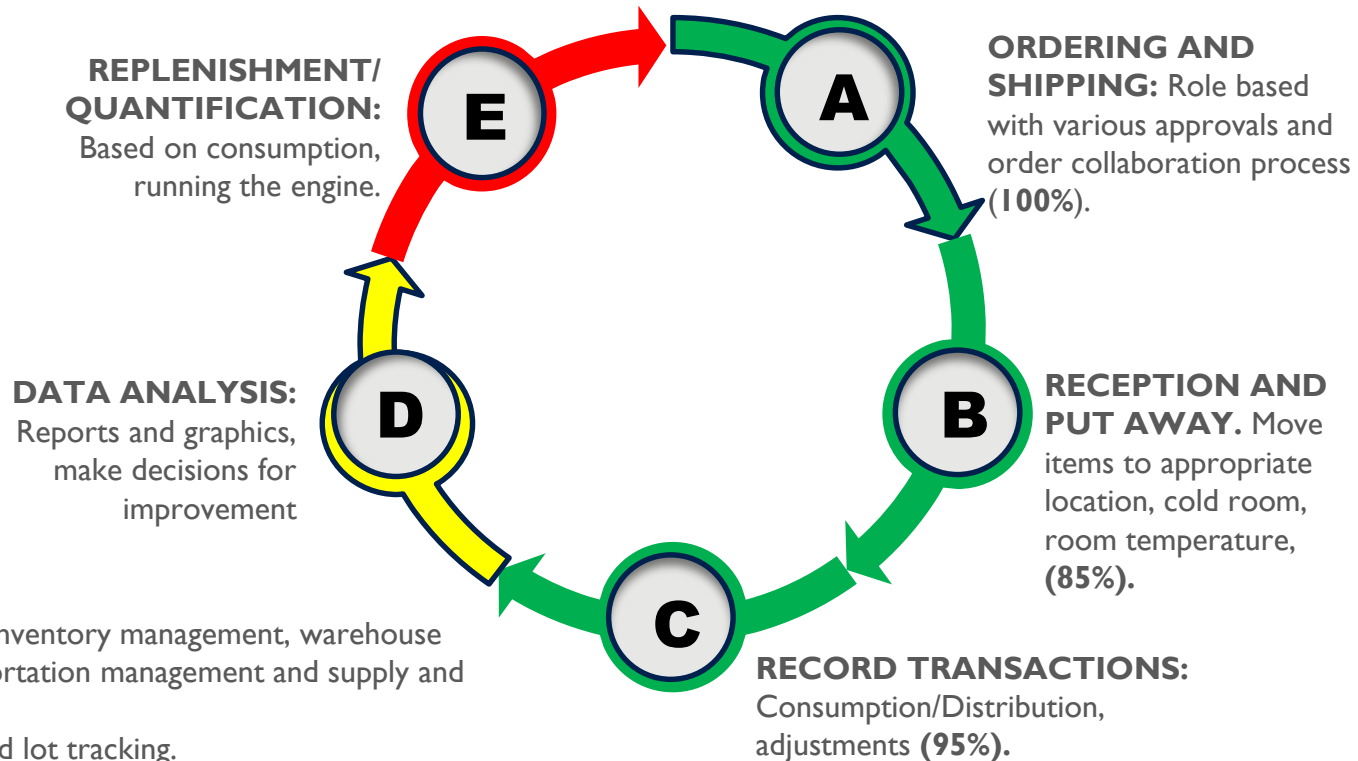
2 0 1 7

- Conducted data cleaning all DPs and SDPs.
- Integration with DHIS2 (HMIS)
- Cut-off paper based reporting system.
- Data use at source.
- Focus on data analysis and graphics for management decisions.

2 0 1 8

- System Enhancements, Contract Management, Help Desk, Increase software maintainability and reliability
- Identify system ownership in MoH, Assess Organizational Capability to Manage eLMIS, Build Capacity, Transition System Management to MoH

# e-LMIS Process operations



## Key functions:

order management, inventory management, warehouse management, transportation management and supply and demand planning.

- Serialized item and lot tracking.
- Supply chain-wide shipment visibility, with event notifications.
- Integration with existing WMS ERP (Sage L500) and DHIS2 (HMIS).
- 6639 SKU Items
- 1980 Active e-LMIS Users

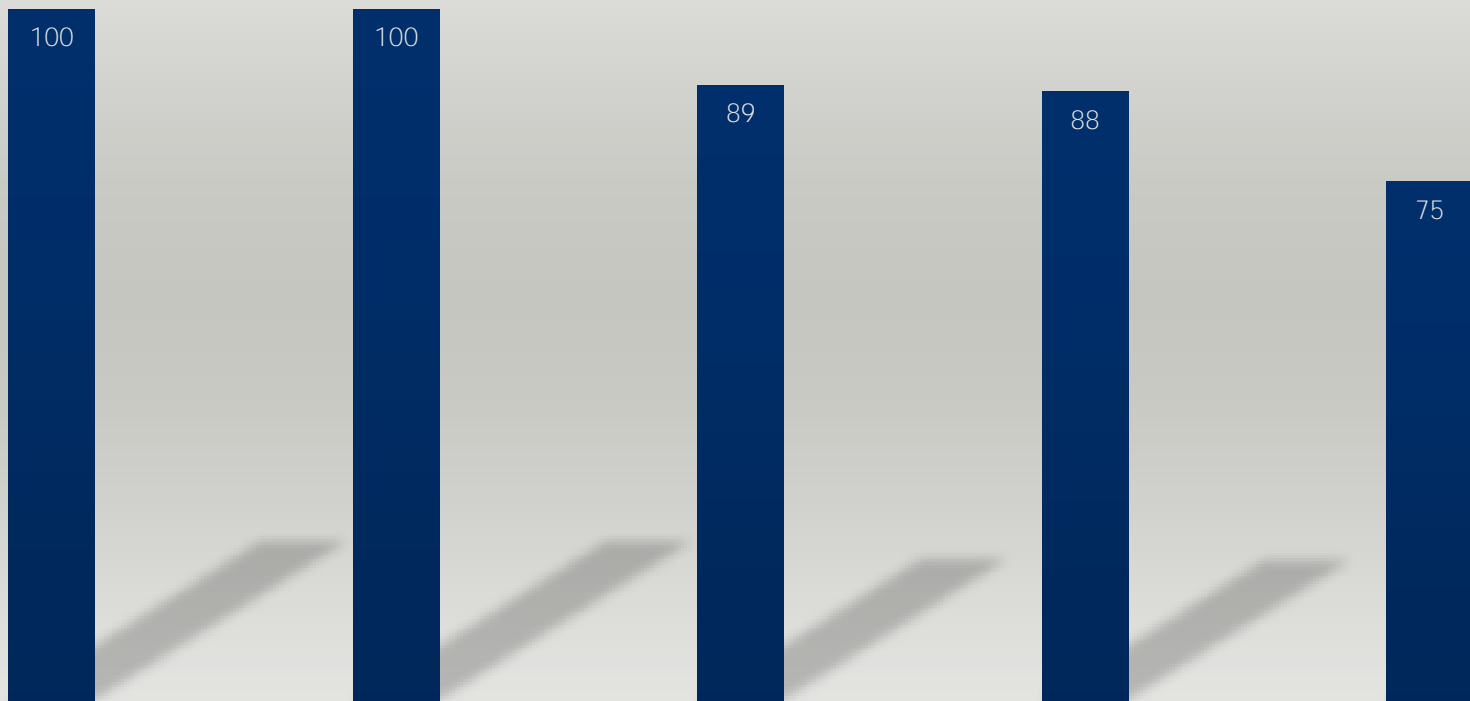
# Achievements

- Reduction of order processing cycle-time from 5 hours to 45 minutes
- Improve visibility to all supply chain levels within Rwanda
- Improve wastages and expiry management
- Provide realistic information for supply planning and quantification
- Provide easy access to information for audits purposes
- Cost effectiveness for Training Health facility and DPs staff on LMIS
- Reduced workload from 4 people to One person
- Increased time for Patient support: Rational use and counselling.



# Current e-LMIS utilization status

e-LMIS Utilization rate



All orders are placed in e-LMIS (All programs incl. Essential Med) on monthly basis

All order collaboration steps are completed up to open state.

All shipped orders are received electronically for a specified period of time.

Recording Consumption in e-LMIS

Inventory Accuracy Rate

# Current system integration

- Integrated with MPPD WMS (SAGE L500)
- Currently e-LMIS integrated with DHIS2 (HMIS)
- **Potential integrations:**
  - ✓ Integration of the e-LMIS with electronic medical records
  - ✓ Integration of the e-LMIS with the Pharmaceutical Regulation Information Systems (PRIMS)

## 4. NEXT STEP

- Implementation of Virtual Analytics Network (VAN)
- Implementation of automated order management functions (Replenishment)